

G3 Milano™ 5.7 Liter Brewers

Blending the Art of Coffee... with the Science of Brewing







TPC15T30A1100

Features at a Glance

- Smart server design uses vacuum insulation to maximize heat retention
- Brew-through server lids lock in temperature and flavor
- Faucet guard drops down for ease of cleaning
- Centrally located hot water spout for instant hot beverages and other hot water needs
- Unique deep bed, high capacity gourmet brew baskets ensure maximum flavor extraction

G3 Milano™ 5.7 Liter Brewers

MODEL #	DESCRIPTION	HEIGHT x WIDTH x DEPTH	BREWER FILL WEIGHT	BREWED L/HR	
EXPORT					
TPC15S30A1100	G3 Milano Single 5.7 L	90.17cm x 28.90cm x 54.30cm	35.0 kg	45.4	 
TPC15T30A1100	G3 Milano Twin 5.7 L	90.17cm x 51.76cm x 54.22cm	57.0 kg	56.8	 

Utility Requirements

Utility Requirements								ELECTRICAL				WATER			
MODEL #	PHASE	VOLTS	AMPS	HEAT CONFIG	WIRE	WATTS	HERTZ	CONNECTOR	PRESSURE	MIN. FLOW RATE	TANK VOL.				
EXPORT															
TPC15S30A1100	1 PH	230V	20.0A	2 x 2000W	2W+G	4600W	50/60 Hz	0.95cm Flare	137.89-620.52 kpa	3.8 LPM	11.0 L				
TPC15T30A1100	1 PH	230V	24.2A	2 x 2500W	2W+G	5574W	50/60 Hz	0.95cm Flare	137.89-620.52 kpa	7.6 LPM	26.1 L				



TPC15S30A1100

The sophisticated Curtis Milano™ embodies elegance with an unparalleled, inspiring design that takes gourmet coffee service to the next level. The conical servers are complemented by the contemporary brewing system featuring black side panels with burgundy accents.

- For a complete dispenser reference guide see pages 50-57
- Brew basket options for these brewers can be found on pages 64-69
- Paper filters for these brewers can be found on pages 64-69
- Water filtration solutions for these brewers can be found on page 70

Smarter Features

- Attractive design complements hotel lobbies, service bars or even back of the house
- Stainless steel liner for commercial durability
- Integral base makes it easy to create remote coffee stations
- Brew-through top keeps heat and flavor in
- Uniquely designed faucet and sight glass connections practically eliminates heat loss



Dispenser Specifications

MODEL #	HEIGHT x WIDTH x DEPTH	CAPACITY
TLCG1509S000	57.15cm x 24.13cm x 34.92cm	5.7 Liter