

倾斜式切片机 CANOVA



刀片和机体之间间距大



铺放切片的平面宽阔



CANOVA 300

紧凑型中高负载机型 结构紧凑，切削能力强；

切削完美 切削同一类产品时，末尾的浪费可减到最低；

方便清洁 无棱角圆角设计，马达和刀片间间距大，方便清洁。

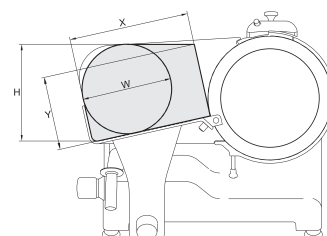
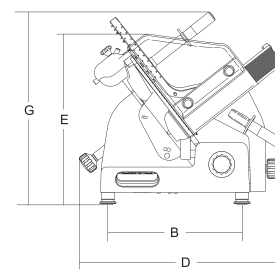
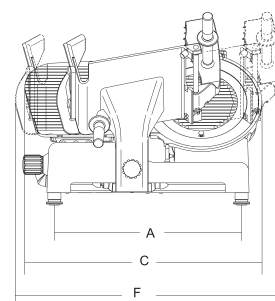
Compact heavy performance Heavy duty machine in a space saving design;

Perfect cutting Inner blade cover for a perfectly aligned cut with no waste when cutting the same product at different times;

Easy cleaning Exclusive high-quality, rounded, no edge design with increased machine body gap for efficient and fast cleaning.

- 圆形设计，无锋利棱角，无可见螺钉；
- 镀铬滑动轴；
- 料斗在自动润滑轴套上滑动；
- 料斗端部带树脂挡板；
- 厚度调节板支撑盖可拆卸；
- 销钉式接合不锈钢切片挡板；
- 不锈钢螺钉和零部件；
- 密封的皮带轮；
- 刀片和电机之间间距为 41 mm；
- 底部电子部件带保护罩；
- 自带双磨石的磨刀器；
- 塑料手柄和橡胶支脚；
- 刀片倾斜 38°。

- Rounded design and no sharp edges and visible screws
- Slide shaft made of ground, chromed steel for smoother operations
- Self-lubricating slide rod bushings
- Vulcanized rubber stops on carriage
- Removable support cover for thickness gauge plate
- Stainless steel slice deflector, screws and fittings
- Enclosed and sealed belt pulley
- 41 mm distance between blade and motor
- Bottom cover
- Built in sharpening tool
- IP44 rated push buttons.
- 38° blade inclination



产品型号	刀片直径	电机功率	切削厚度	料斗行程	料斗尺寸	A	B	C	D	E	F	G	X	Y	H	W	净重	包装尺寸	毛重
	mm/inch.	W/Hp	mm	mm	mm	mm	mm	mm	mm	mm	mm	mm	mm	mm	mm	mm	kg	mm	kg
CANOVA 300	300 / 12"	210 / 0.29	19	275	240 x 230	428	290	590	495	355	640	495	230	175	220	200	26.5	800 x 600 x 520	29