



Project:

Item Number:

Quantity:

PROFESSIONAL SERIES COUNTERTOP INDUCTION RANGES - INTERNATIONAL



Professional Series Countertop Induction Ranges

DESCRIPTION

These high-efficiency, heavy-duty commercial drop-in induction ranges are designed for use in commercial kitchens and front-of-the-house cooking. They provide sensitive low-end control for cooking sauces, milks and chocolates as well as fast, high temperature cooking.

The case is made from 18-gauge 304 stainless steel with a vitro ceramic top. The ceramic top is easily cleaned with a mild cleaner.

The induction range is equipped with a variety of safety features including:

- ☐ Over-heat protection
- ☐ Small-article detection
- ☐ Pan auto-detection function
- ☐ Empty-pan shut-off

Agency Listings



This device complies with Part 18 FCC Rules.

Due to continued product improvement, please consult www.vollrathco.com for current product specifications.

- MODELS**
- 6954302 Single Hob – Schuko Plug
 - 6954303 Single Hob – UK Plug
 - 6954304 Single Hob – China Plug
 - 6954702 Dual Hob, Front to Back – Schuko Plug
 - 6954703 Dual Hob, Front to Back – UK Plug
 - 6954704 Dual Hob, Front to Back – China Plug

FEATURES

- ☐ 100 settings for precise cooking control – set to power level or temperature setting
- ☐ Continuous duty induction circuitry for non-stop cooking
- ☐ Firewall protected circuitry with oversized fans and 18 gauge heavy-duty 18-8 stainless steel casing
- ☐ 1-180 minute timer – unit shuts off at end of cycle
- ☐ Digital display is easy to clean – no knobs to collect food and it helps prevent accidental temperature changes
- ☐ "HOT" warning display for safety
- ☐ FCC Part 18 Approved
- ☐ Unit comes with 6' (183 cm) cord and plug and does not require hard wiring
- ☐ Rubber feet to prevent slipping of appliance
- ☐ Full two-year parts and labor warranty

IMPORTANT

- ☐ This appliance is intended for use with induction-ready cookware.
- ☐ All models require adequate unrestricted intake and exhaust air ventilation for proper operation of the controls. The maximum intake temperature must not exceed 110°F (43°C). Temperatures are measured in ambient air while all appliances in the kitchen are in operation.
- ☐ Countertop models require a minimum clearance of 3" (7.6 cm) at the rear and 1" (2.5 cm) at the bottom.

WARRANTY: All models shown come with Vollrath's standard warranty against defects in materials and workmanship. For full warranty details, please refer to the Vollrath Equipment and Smallwares Catalog.

Approvals

Date

The Vollrath Company, L.L.C.
1236 North 18th Street
Sheboygan, WI 53081-3201
U.S.A.
Main Tel: 800.628.0830
Service Tel: 800.628.0832
FAX: 800.752.5620
www.vollrathco.com

Vollrath Europe - UK Service Agent
FEM
10 Carron Place
Kelvin Industrial Estate
East Kilbride
Glasgow
G75 0YL
Tel: 01355 244 111
Fax: 01355 241 471
Email: DohertyJ@fem.co.uk

Vollrath Europe Service Agent
Catequip/Catserv
19, rue de la Paix
10320 Bouilly (France)
Tel: 33 325 40 36 40
Fax: 33 325 40 36 45
www.catequip.com
Email: Alain.lofficial@catserv.fr

Vollrath China Service Agent
Shanghai J&C Industry Co., Ltd.
15B, Fangzhou Plaza,
2115 Si Chuan Road, Shanghai, China
Tel: 86-21-65878571/400-889-0889
Fax: 86-21-65876134

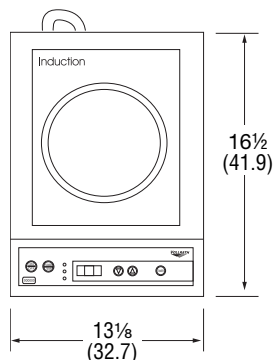
PROFESSIONAL SERIES COUNTERTOP INDUCTION RANGES - INTERNATIONAL

MODELS 6954302 Single Hob – Schuko Plug
 6954303 Single Hob – UK Plug
 6954304 Single Hob – China Plug

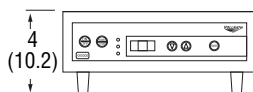
6954702 Dual Hob, Front to Back – Schuko Plug
 6954703 Dual Hob, Front to Back – UK Plug
 6954704 Dual Hob, Front to Back – China Plug

DIMENSIONS

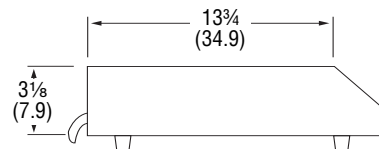
Dimensions shown in inches (cm).

6954302 / 6954303 / 6954304

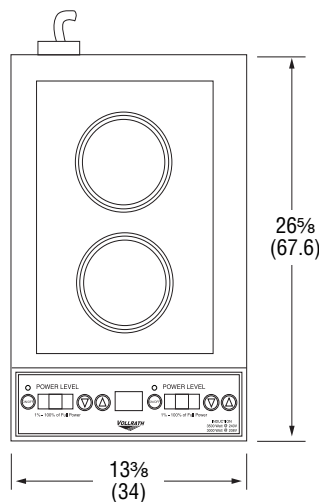
Top View



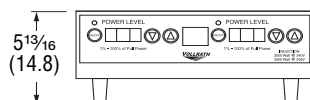
Front View




Side View

6954702 / 6954703 / 6954704

Top View



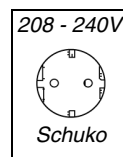
Front View



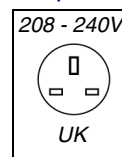
Side View

SPECIFICATIONS

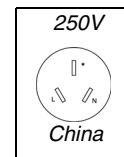
Model	Max Pan Size	Voltage	KW	Amps	Plug	Shipping Container	Shipping Weight
6954302 6954303 6954304	14 (35.6)	208/240 AC	2.2/2.6	10.8	6-20P	16 x 21 x 7 (40.6 x 53.3 x 17.8)	17.4 (7.9)
6954702 6954702 6954702	12 (30.5)	208/240 AC	1.6 - 1.9 Per Hob	15.8	6-30P	21 x 35 x 9 (53.3 x 88.9 x 22.9)	44 (20)

Receptacles

Schuko



UK



China

The Vollrath Company, L.L.C.
 1236 North 18th Street
 Sheboygan, WI 53081-3201
 U.S.A.
 Main Tel: 800.628.0830
 Service Tel: 800.628.0832
 FAX: 800.752.5620
 www.vollrathco.com

Vollrath Europe - UK Service Agent
 FEM
 10 Carron Place
 Kelvin Industrial Estate
 East Kilbride
 Glasgow
 G75 0YL
 Tel: 01355 244 111
 Fax: 01355 241 471
 Email: DohertyJ@fem.co.uk

Vollrath Europe Service Agent
 Catequip/Catserv
 19, rue de la Paix
 10320 Bouilly (France)
 Tel: 33 325 40 36 40
 Fax: 33 325 40 36 45
 www.catequip.com
 Email: Alain.lofficial@catserv.fr

Vollrath China Service Agent
 Shanghai J&C Industry Co., Ltd.
 15B, Fangzhou Plaza,
 2115 Si Chuan Road, Shanghai, China
 Tel: 86-21-65878571/400-889-0889
 Fax: 86-21-65876134