

Party Pleaser™ Bars

Model #889



Model 889 shown with optional Post-Mix dispensing system and optional Bag-in Box rack kit.



Model #889 front view.

Creates a party virtually anywhere!

- The ultimate in pre-mix or post-mix ready bars. Ideal for conference meeting areas, receptions and more.
- Large serving capacity.
- Two, removable 7-bottle speed rails.
- Durable, waterproof laminate top with mixing shelf provides ample serving space.
- Ice bin has a 60 lb. (27 kg.) capacity and features a built-in cold plate and drain.
- Stainless steel interior is easy to clean and sanitize, with compartments for dispensing mechanism, syrup and water.
- Accommodates pre- or post-mix dispensing systems.
- Easy to maneuver with four, tough duty 5" (127) casters - 2 swivel with brakes, two fixed.
- Durable and practical exterior laminate is available in six Designer Series finishes.



Lakeside Manufacturing, Inc. 1977 South Allis Street, Milwaukee, WI 53207-1295 U.S.A.
 Toll Free: 888-558-8572 Phone: 414-481-3900 E-Mail: info@eLakeside.com Web Site: www.eLakeside.com

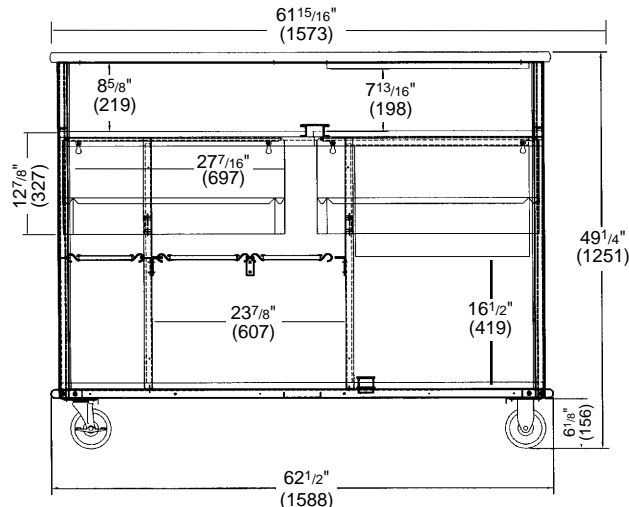
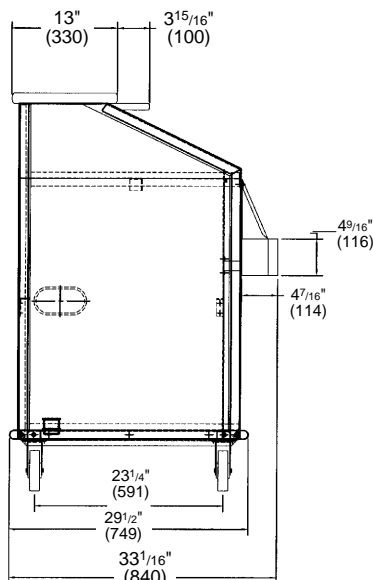
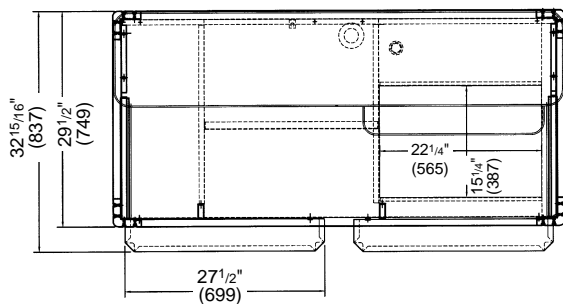
Lakeside reserves the right to modify specifications or discontinue models without prior notification.

Printed in the U.S.A.

© 2001 Lakeside Manufacturing, Inc.

Party Pleaser™ Model #889

AutoCAD drawings available
through AutoQuotes
and KCL CADalog



Dimensions: Overall Dimensions: 29-1/2" W x 62-1/2" L x 49-1/4" H (749mm W x 1588mm L x 1251mm H)
Total Ice Capacity: 60 lb. (27 kg.)
Case Weight: 250 lb. (113 kg.)
Unit Weight: 240 lb. (109 kg.)
Unit Weight with optional
Dispensing System: 345 lb. (156 kg.)

Specifications: Unit shall be Lakeside Model 889 and shall be constructed of welded stainless steel for easy cleaning and sanitation. The exterior shall be durable Designer Series laminate over stainless steel. The top shall be constructed of 1-1/4" (32 mm) thick, waterproof laminate with black finish. The top shall feature a recessed laminate mixing shelf. Stainless steel interior shall have compartments for dispensing mechanism, syrup and water. Interior shall have a generous work shelf with a 60 lb. (27 kg.) capacity ice bin with drain and built-in 10/12 circuit cold plate for water refrigeration. Syrup compartment shall accommodate bag-in-box or tank systems. Unit shall have two removable, 7-bottle stainless steel speed rails. Unit shall have 4 each, 5" (127 mm) Lake-Glide® casters - 2 swivel with brake and 2 fixed.

Optional Accessories:

- ☐ Built-in Pre-mix system.
- ☐ Built-in Post-mix system.
- ☐ Bag-in-Box syrup rack kit.
- ☐ Designer Series finishes are available.
- ☐ Custom laminate exterior finishes.



Lakeside Manufacturing, Inc. 1977 South Allis Street, Milwaukee, WI 53207-1295 U.S.A.
Toll Free: 888-558-8572 Phone: 414-481-3900 E-Mail: info@eLakeside.com Web Site: www.eLakeside.com

Lakeside reserves the right to modify specifications or discontinue models without prior notification.

Printed in the U.S.A.

© 2001 Lakeside Manufacturing, Inc.