


倾斜式切片机 MIRRA C



刀片和机体之间间距大



MIRRA C

结构紧凑，性价比高 占用空间小，但料斗行程大，切削能力强；

风冷马达 风扇冷却，避免马达过热；

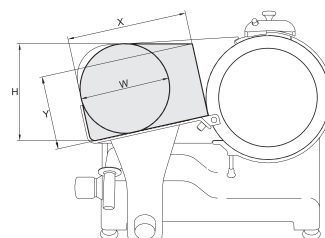
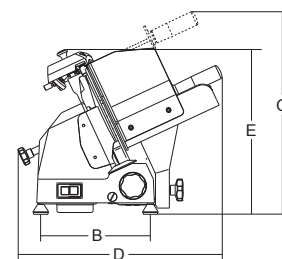
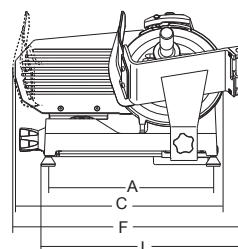
安全 料斗带护手挡板，刀片前面带有防护保护罩。

Compact performance Great cutting capacity in a compact design;

Fan cooled motors Equipped with a fan cooled motors to avoid overheating;

Safety Safety hand guard mounted to the carriage and permanent blade ring guard.

- 电镀铝合金机身；
- 马达与刀片间距宽，便于清洁；
- 风冷马达；
- 经锻造、淬火处理的厚刀片；
- 料斗的滑动杆可手动润滑；
- 不锈钢紧固件和切片挡板；
- 结实的厚度调节板；
- 自带双磨石的磨刀器；
- 结构紧凑，切削力强；
- 刀片倾斜 25°。
- Anodized cast aluminum alloy
- Great distance between blade and motor for easy cleaning
- Forged, hardened large thickness blades
- Carriage running on self-lubricating bushes and lapped pins
- Stainless steel screws and slice deflector
- Strong thickness gauge support
- Cast-in body sharpener
- 25° blade inclination



产品型号	刀片直径	电机功率	切削厚度	料斗行程	料斗尺寸	A	B	C	D	E	F	G	L	X	Y	H	W	净重	包装尺寸	毛重
	mm/inch.	W/Hp	mm	mm	mm	mm	mm	mm	mm	mm	mm	mm	mm	mm	mm	mm	mm	kg	mm	kg
MIRRA 250 C	250 / 10"	147 / 0.20	13	245	230 x 230	395	245	500	560	370	570	475	495	220	145	180	170	16	600 x 500 x 420	18
MIRRA 300 C	300 / 12"	147 / 0.20	13	245	230 x 230	395	245	546	560	390	570	490	495	220	172	205	192	20.5	800 x 600 x 520	21