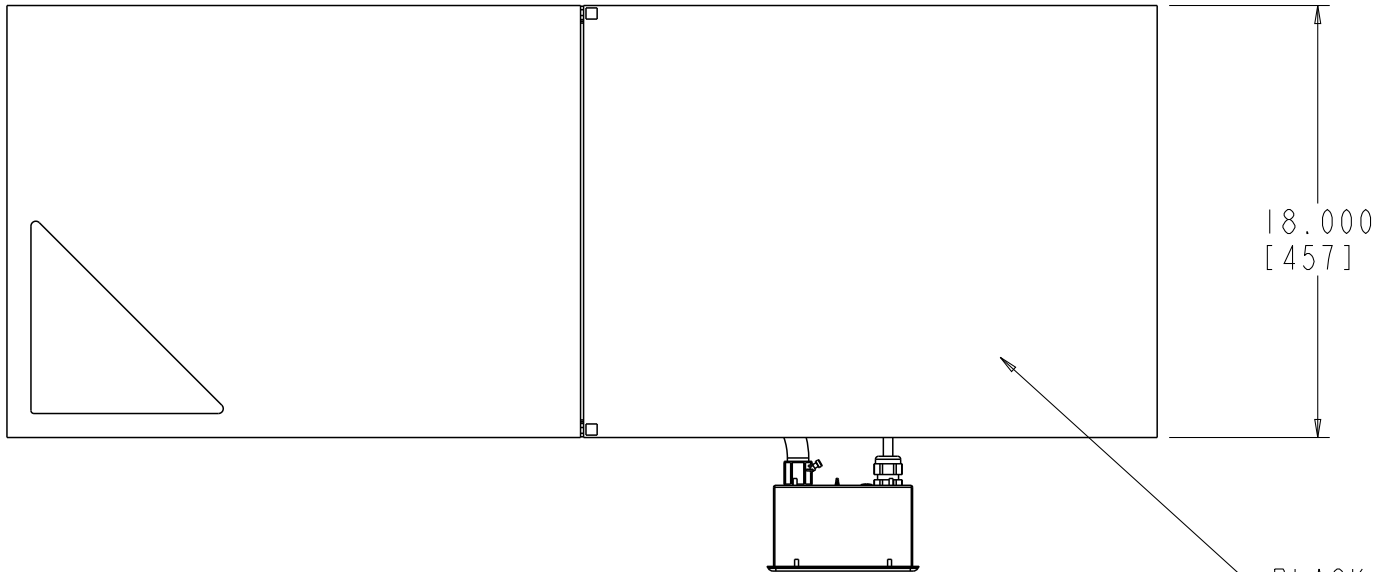
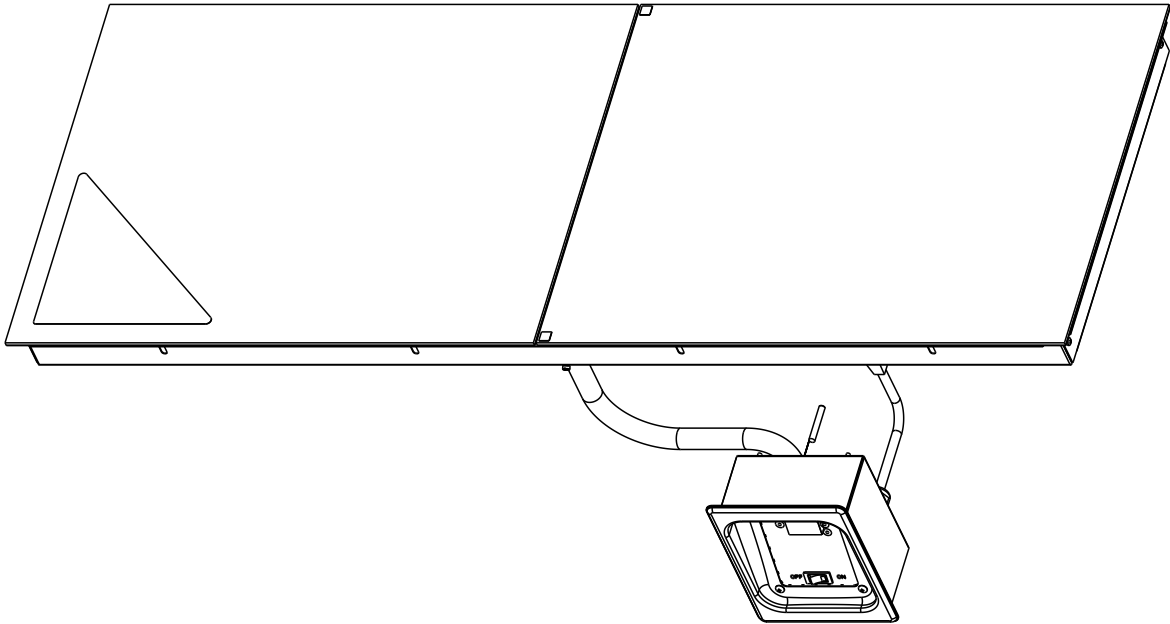


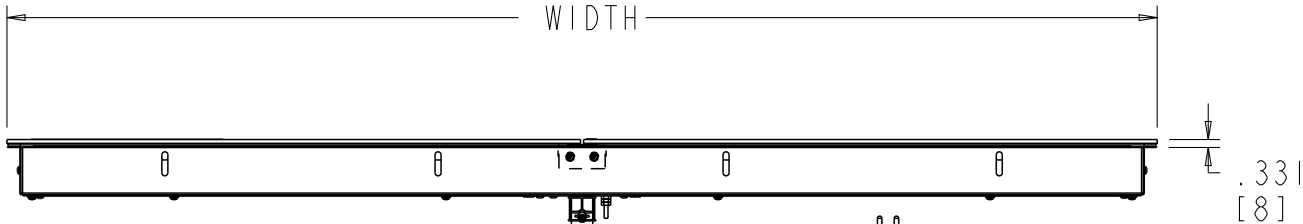
MODEL	WIDTH	VOLTAGE	WATTS	AMPS	CUTOUT DIMENSION
HBGBH-4818	47.90 [1217]	230	1268	5.5	18.30 [465mm] X 48.25 [1226mm]
HBGBH-6018	59.90 [1522]	230	1618	7.0	18.30 [465mm] X 60.25 [1530mm]
HBGBH-7218	71.90 [1826]	230	1968	8.6	18.30 [465mm] X 72.25 [1835mm]



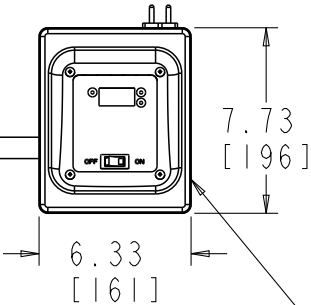
BLACK CERAMIC GLASS



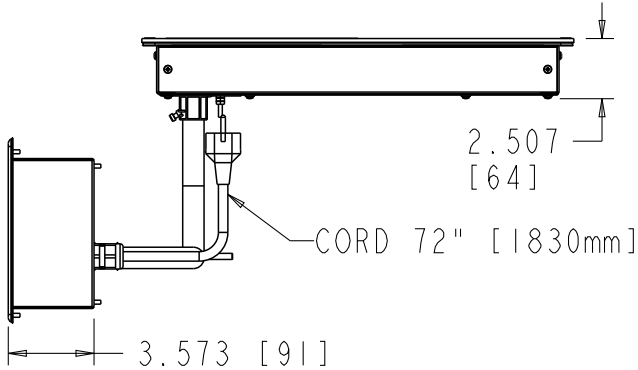
- NOTES:
- 1) TOP HEATED SURFACE BLACK CERAMIC GLASS.
  - 2) AGENCY APPROVALS: CE
  - 3) SEE 10-01-980, 230V FOR WIRING DIAGRAM
  - 4) SEE 10-03-1148 FOR ASSEMBLY DRAWING.
  - 5) SEE 10-02-1337 FOR 24-36 MODELS.
  - 6) 72"[1830MM] CONDUIT STANDARD  
OPTIONAL 36"[915MM] & 120"[3050MM]  
CONDUIT LENGTHS.
  - 7) DIMENSIONS IN INCHES [MM]



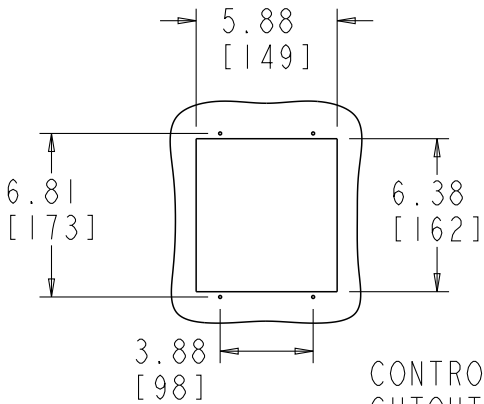
72"[1830mm]  
FLEXIBLE CONDUIT  
STANDARD, SEE NOTES  
FOR OPTIONS



ELECTRONIC TEMPERATURE CONTROL  
257°F (125°C) MAX SURFACE TEMPERATURE



CORD TABLE		
BRITISH	BS1363	02.18.068.00
AUSTRALIAN	AS3112	02.18.104.00
SCHUKO	CEE 7/7	02.18.038.00



CONTROL  
CUTOUT  
DIMENSIONS

RELEASE AND REVISION HISTORY				CK:	
RV	DESCRIPTION	DATE	ENG	RB	
1	RELEASED ECO.#23868	7-3-13	MEG	WEM	
-	-	-	-	-	
-	-	-	-	-	
-	-	-	-	-	
-	-	-	-	-	
-	-	-	-	-	
-	-	-	-	-	
-	-	-	-	-	
-	-	-	-	-	

UNLESS OTHERWISE SPECIFIED DIMS ARE IN INCHES TOL ON ANGLE ±2.0° 2 PL ±0.02 3 PL ±0.016 HOLE SIZES: +.005/- .002		HATCO CORP., MILWAUKEE, WI		
THIS PRINT IS NOT TO BE REPRODUCED WITHOUT PERMISSION OF HATCO CORP.		DESCRIPTION HBGBH-4818 TO -7218,NO TRIM RING,CONSTRUCTION,EXPORT		
Released		PART NUMBER N/A	DRAWING NUMBER 10-02-1338	REV 1
SCALE:0.125		PROJ: 994700	SHEET 1 OF 1	