



DBHS-1120

11X20 One Bowl Hand Sink with Deck for Faucet - Black

This hand sink is especially a good hand washing sink with the deck great for placing your soap neatly, and the hole precut in the deck to limit the amount of work you have to do. This is great when you have a limited amount of width space. Dimensions are 11 1/2" wide by 20" Long and 6" Deep.

- Molded in one piece from quality A.B.S. plastic.
- Complete with 3 1/2" drains and chrome basket strainer.
- Unit: 11 1/2" x 20" x 6" o.a
- Chrome basket strainer.
- Sink bowl size: 9 1/2" x 16" X 6"
- Cut Out Size: 9 1/4" x 16 3/4"
- Deck faucet mount 4" o.c.
- Low in cost.
- Easy to install
- Adheres to metal, wood plastic laminations
- Just cut hole in shelf or counter top and apply glue to side of integral rim- set in place
- NSF Certified

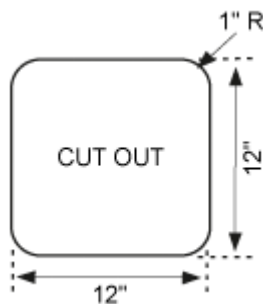


CBUS-1212

12X12 One Bowl Hand Sink - Black

Hand washing is made easy for your employees and inexpensive to you with this compact drop in hand sink. This model is to be used when the faucet is drilled into the frame, not the sink itself. Dimensions are 12" wide by 12" Long and 6" Deep.

- Deck faucet mount 4" o.c.
- Especially designed for under counter installation.
- Molded in one piece from premium quality leather finish plastic
- Cut Out Size: 12" W x 12" L
- Complete with 3 1/2" chrome plated basket strainer drain
- NSF Certified



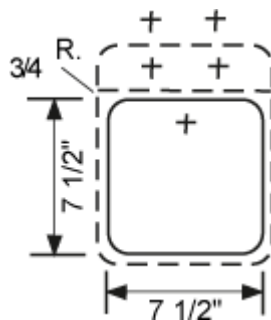


BUS-1110

11X10 One Bowl Hand Sink - Black

Hand washing is made easy for your employees and inexpensive to you with this compact drop in hand sink. This model is to be used when the faucet is drilled into the frame, not the sink itself. Dimensions are 11 1/2" wide by 18" Long and 6" Deep.

- Especially designed for under counter installation.
- Molded in one piece from premium quality leather finish plastic
- Cut Out Size: 7 1/2" W x 7 1/2" L
- 9 1/4" x 11 1/4" x 4" deep
- Complete with 3 1/2" chrome plated basket strainer drain
- NSF Certified





BDHSDB-1727

17X27 Two Bowl Hand Sink With Drain Boards - Black

This double compartment sink is especially useful for prepping, and filling containers because of its drainboards. Dimensions are 16 3/4" wide by 27 1/4" Long

- Molded in one piece from quality ABS plastic
- Unit size: 16 3/4" x 27 1/4" o.a.
- 1 1/2 basket drains
- Two drain boards 5 1/2" x 14 3/4"
- Sink bowl size: 6 1/4" wide x 11 3/4" long x 5 3/4" deep
- Cut Out Size: 14 1/4" W x 12 1/4" L
- Just cut one hole in shelf or counter top and apply glue to underside of integral rim - set in place
- Adheres to metal, wood & plastic laminations
- Deck faucet mount 4" o.c.
- Easy to install
- NSF Certified



BHS-1318

13X18 Three Compartment Kiosk/Bar Sink - Black


- Compact, economical and easy to install.
- Molded in one piece from quality ABS plastic.
- 13 1/8" X 18 1/2" X 4" deep o.a.
- 1 1/2" basket drains.
- Deck faucet mount 4" o.c.
- Includes drip rail.
- Sink bowl size: 5" x 9" x 4" deep
- Cut Out Size: 9 3/4" W x 17 1/2" L
- Low in Cost
- Easy to install
- Adheres to metal, wood & plastic laminations.
- Cut one hole in shelf or countertop and apply glue to underside of integral rim - set in place.
- NSF Certified



BHS-1727

17X27 Three Compartment Kiosk/Bar Sink No Drain Boards - Black

- Compact, economical and easy to install
- Molded in one piece from quality A.B.S. plastic
- 17" X 27 1/4" X 5 1/2" deep o.a.
- 1 1/2" basket drains
- Twist lock drain stopper
- Faucet order with 6" or 8" spout.
- Deck faucet mount 4" o.c.
- Includes drip rail.
- Sink bowl size: 11 1/4" x 7 1/4" x 5 1/2"
- Cut Out Size: 25 1/4" W x 11 3/4" L
- Low in cost
- Adheres to metal, wood & plastic laminations
- Just cut one hole in shelf or counter top and apply glue to underside of integral rim - set in place
- Faucet Purchased Separately
- Easy to Install
- 1 1/2" Drain Installed.



BHS-1736

17X36 Three Compartment Kiosk/Bar Sink W Drain Boards - Black

- Molded in one piece from quality A.B.S. plastic
- Sink bowl size : 6 1/2" x 12" x 6 1/2"
- Drain board size: 6 1/4"x 14 3/4"
- Deck faucet mount 4" o.c.
- Drain: Mini basket stainless steel 1 1/2 I.P.S. / 3.8CM
- Cut Out Size: 36" W x 17" L
- Overall size 17" x 36"
- Low in Cost.
- Easy to install.
- Adheres to metal, wood & plastic laminations.
- Just cut one hole in shelf or countertop and apply glue to underside of integral rim - set in place.
- NSF Certified



BHS-1947-4

19X47 Four Compartment Kiosk / Bar Sink W Drain Boards - Black

Do you need a four compartment sink for a Kiosk, small mobile unit or a small area. Drop in sinks may be the right choice for you. These drop in four compartment sinks come in quality ABS leather plastic. These four compartment sinks are used for hand washing, food preparation, serving, cleaning, and more. Four compartment sinks with drain boards are just like the three compartment sinks; a compartment for washing, another for rinsing and another for sanitizing but there is also a compartment for soaking. Dimensions are 18 1/2" wide by 47 1/2".

- Molded in one piece from quality ABS plastic
- 18 1/2" wide, 47 1/2" long, with 1" drip rail / 47. x 120.6 CM with 2.54 CM drip rail
- Sink bowl size: 7 1/2" x 12" x 6 1/4" deep
- Cut Out Size: 47" W x 16" L
- Drain board size: 6 x 16" left & right / 16.5 x 40.6 CM.
- Drain: Mini basket stainless steel 1 1/2 I.P.S. - 3.8 CM.
- Easy to install
- Low in cost
- Adheres to metal, wood & plastic laminations
- Just cut one hole in shelf or counter top and apply glue to underside of integral rim - set in place
- NSF Certified



BHSDB-1328

13X28 Three Compartment Kiosk/Bar Sink W Drain Boards - Black

- Dimensions are 13 1/4" wide by 28
- Molded in one piece from quality A.B.S. plastic
- Drain board size: 5 x 11 1/2"
- Drains and basket strainers included
- Faucet mount 4" o.c.
- Overall size 28" x 13 1/4"
- Sink bowl size: 5" x 9" x 4"
- Cut Out Size: 16 1/2" W x 9 1/4" L
- Low in Cost
- Easy to install
- Adheres to metal, wood & plastic laminations
- NSF Certified
- Just cut one hole in shelf or countertop and apply glue to underside of integral rim - set in place



BHSDB-1727

17X27 One Bowl Hand Sink With Drain Boards - Black

This is a unique hand sink that you can use for preping or washing make easy with the drainboards. Dimensions are 27 3/8" wide by 16 7/8 Long

- Deck faucet mount 4" o.c.
- Molded in one piece from quality ABS plastic.
- Compact, economical and easy to install.
- Unit: 27 3/8" x 16 7/8" o.a.
- Cut Out Size: 9 1/2" x 12"
- Sink bowl size: 9 1/2" x 12 x 5 1/2"
- Chrome basket strainer.
- Just cut one hole in shelf or counter top and apply glue to of integral rim - set in underside place.
- Adheres to metal, wood & plastic laminations.
- Drain board size: 8" X 15" left and right
- Low in cost.
- NSF Certified



BUS-1210

12X10 Two Bowl Hand Sink - Black

Use this double compartment for prepping, hand washing and sanitizing. Dimensions are 12" wide by 13" Long.

- Deck faucet mount 4" o.c.
- Molded in one piece from quality ABS plastic.
- Sink bowl size: 5" x 9" x 4" deep
- Unit size: 12" x 13" o.a.
- Compact economical and easy to install.
- 1 or 1 1/2" basket drains.
- Cut Out Size: 11" W x 9 1/2" L
- Chrome basket strainers.
- Easy to clean.
- Just cut one hole in shelf or counter top and apply glue to underside of integral rim - set in place.
- Adheres to metal, wood & plastic laminations.
- Low in cost.
- NSF Certified



BUS-1924

19X24 Three Compartment Kiosk/Bar Sink W Drain Boards - Black

This three compartment drop in bar sink with drainboards is equipped with a faucet, ready to be used for dish washing. Its Dimensions are: 18 1/4(L) X 23(W), and 1 1/2" Drain Installed.

- Compact economical and easy to install.
- Molded in one piece from quality ABS plastic.
- 18 1/4" wide, 23 " long with 1" drip rail
- Sink bowl size: 14 1/4" x 6 1/2" x 5 1/2"
- Easy to install
- Adheres to metal, wood & plastic laminations.
- Deck faucet mount 4" o.c.
- Cut one hole in shelf or countertop and apply glue to underside of integral rim - set in place.
- NSF Certified

